

# BAVARIA 50 VISION

## 50vision STANDARD FITTINGS AND EQUIPMENT

### Hull & Deck

Hand-laid fiberglass, solid below the waterline  
Kevlar reinforced bow sections  
Side deck and coach roof with non-skid  
Teak cockpit seats and sole  
Stainless steel bow pulpit  
Stainless steel double pushpit  
Double lifelines  
Rail opening port and starboard  
Stainless steel bow fitting with removable anchor rollers and chafe guard  
Four aluminum mooring cleats  
Two aluminum spring line cleats  
Two self-tailing genoa winches, two speed  
Two self-tailing halyard winches, two speed  
Two self-tailing spinnaker winches, two speed  
Electric windlass  
Two winch handles  
Sheets and halyards led to the cockpit  
Line storage by companionway  
Line clutches  
Self-draining anchor locker  
Two large seat lockers with teak inlay  
Self-draining gas cylinder locker  
Cockpit shower (hot and cold)  
Stainless steel boarding ladder, telescoping  
Stainless steel deck vents, solar-powered  
Electric bilge pump  
Manual bilge pump  
Cockpit table with storage  
**Teak decks optional**

### Sails & Rigging

Double spreader Selden mast  
Headsail designed for furling system  
Choice of conventional, furling or fully battened main-sail  
Adjustable backstay  
Furlex furling system for headsail  
Selden adjustable pneumatic boom vang

### Ballast

Modern profile lead keel

### Rudder

Twin steering pedestals  
Streamlined balanced rudder  
Rudder stock with self-adjusting bearings  
Emergency tiller  
Two steering wheels with leather covers

### Electrical System

12 V panel with circuit breakers  
110 V shore supply  
110 V outlets  
Voltmeter  
Navigation lights

Deck lights  
Batteries: 1 x 55 Ah engine  
2 x 140 Ah house  
45 Ah battery charger

### Interior

Varnished light mahogany interior  
Three cabins with double berths  
Seating area featuring two seats and cocktail table to starboard  
Salon with comfortable settee and large mahogany table  
Drawers under forward berth  
Sideboards with stowage space and lockers  
Chart table with large compartment for nautical charts and navigation instruments  
Chart table seat with stowage  
Bookshelf  
Gimballed two burner propane stove with oven  
Front opening refrigerator – 12 V  
Top-opening ice box - 12 V  
Double stainless steel sink  
Stowage with drawers and drop doors  
Galley stowage  
Trash container with lid  
Two heads with easy-care surfaces  
Shower with sump pump in each head  
Two manual toilets  
Holding tank with deck pump-out and overboard discharge  
Two non-opening deck skylights  
Two large, non-opening panoramic windows in main salon  
Nine opening hatches with roller blinds  
Eight non-opening hull ports

### Fresh Water Supply

Water tank (appx. 210 gal.)  
Water level indicator  
Electric pressure water pump with pump filter  
Pressure hot water system

### Instruments

Raymarine ST 60 Tridata, (log, speedometer and depth)  
Raymarine ST 60 Wind  
Pedestal mounted compass

### Engine

Volvo Penta D2-75, 75 hp with sail drive  
Single-lever engine control  
Fresh water cooling  
Operating hours meter  
Tachometer  
Fuel tank (appx. 85 gal.)  
Fuel level indicator  
Sea water filter

*Due to continued efforts to upgrade product, equipment specifications and prices are subject to change without notice at any time.*

[www.bavariayachts.com](http://www.bavariayachts.com) 1-410-990-0007 **B**

# BAVARIA 50 VISION

*I*F YOU'RE GOING  
TO MAKE AN ENTRANCE,  
MAKE AN ENTRANCE.



**BAVARIA YACHTS**  
*German-engineered, sailor-inspired.*

# BAVARIA 50 VISION

As the flagship of the new Vision series, the Bavaria 50vision has some lofty expectations to uphold and this fast passage maker does not disappoint. Rugged in construction, elegant in design and ready to meet your most demanding sailing needs, this is another example of Bavaria technology supplying more than you bargained for.

At 51.5 feet overall, the Bavaria 50vision contains too much comfort to fit in a 50 footer - a large owner's stateroom forward, two spacious guest staterooms aft, separate shower stall, U-shaped galley, full dinette and casual seating with cocktail table in the main salon.



Open interior layout with eight fixed hull ports, two deck skylights, nine opening hatches with roller shades and two non-opening panoramic windows for enhanced light and cross-ventilation



Spacious I-shaped galley, enclosed locker storage, front-opening refrigerator and propane stove with oven



Double spreader Selden mast, conventional, furling or fully-battened mainsail, adjustable pneumatic boom vang and adjustable backstay



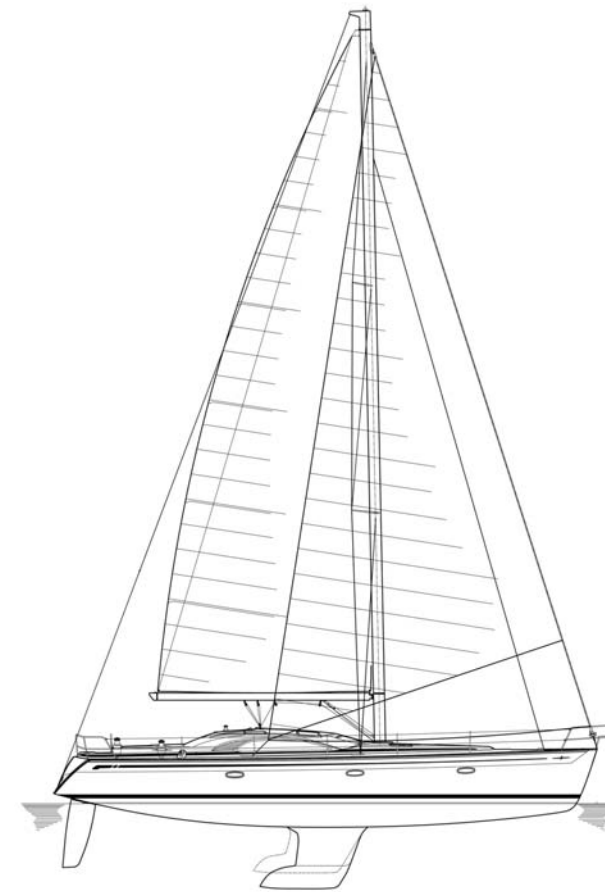
Kevlar-reinforced bow sections, wide side decks and an easily managed sail plan



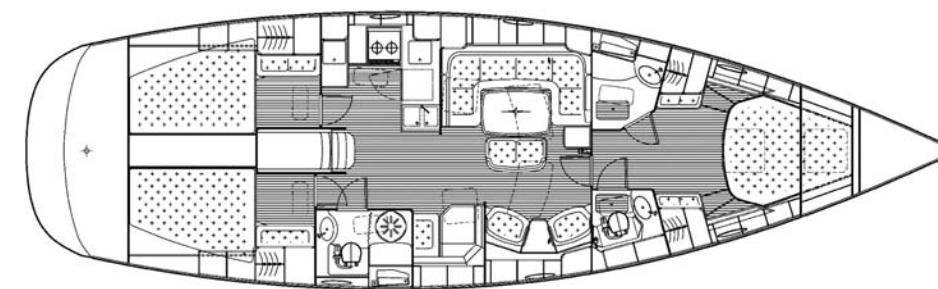
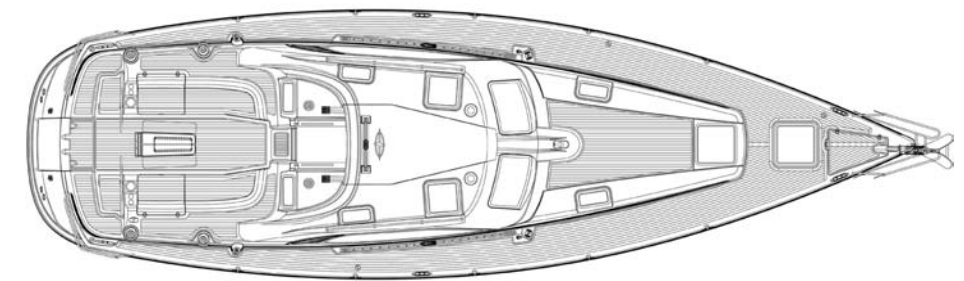
Rich, new lighter-colored mahogany interior finish featuring wide, solid wood cabin doors and dinette table



Two large heads with easy-care surfaces, rich mahogany and teak accents and showers



<b>LOA</b>	<b>51'6"</b>
<b>Hull length</b>	<b>49'2"</b>
<b>Waterline length</b>	<b>44'2"</b>
<b>Beam</b>	<b>14'9"</b>
<b>Draft standard/lead</b>	<b>6'3"</b>
<b>Draft (deep lead/ cast iron option)</b>	<b>7'6"</b>
<b>Displacement</b>	<b>29,700 lbs. (appx.)</b>
<b>Ballast</b>	<b>10,670 lbs. (appx.)</b>
<b>Water tank</b>	<b>210 gal. (appx.)</b>
<b>Fuel tank</b>	<b>85 gal. (appx.)</b>
<b>Mainsail &amp; genoa</b>	<b>1,490 sq.ft. (appx.)</b>
<b>Height of mast above waterline</b>	<b>71'</b>
<b>Engine</b>	<b>Volvo Penta D2-75, 75 hp</b>



[www.bavariayachts.com](http://www.bavariayachts.com) 1-410-990-0007

